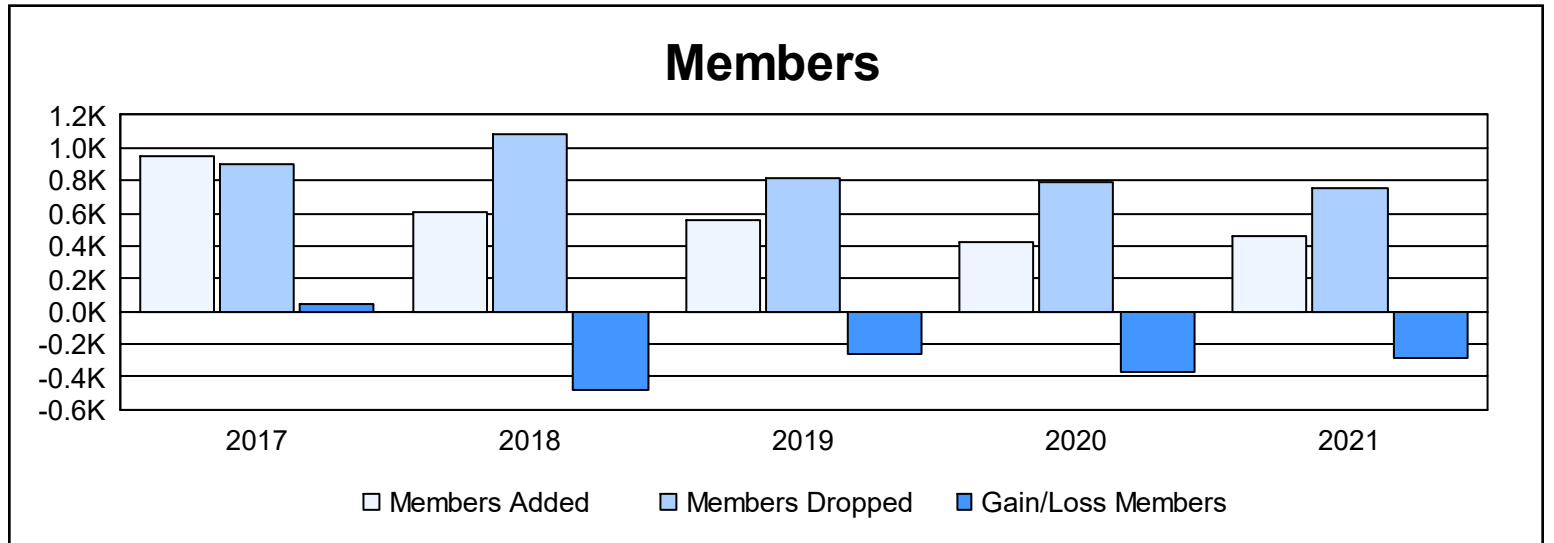
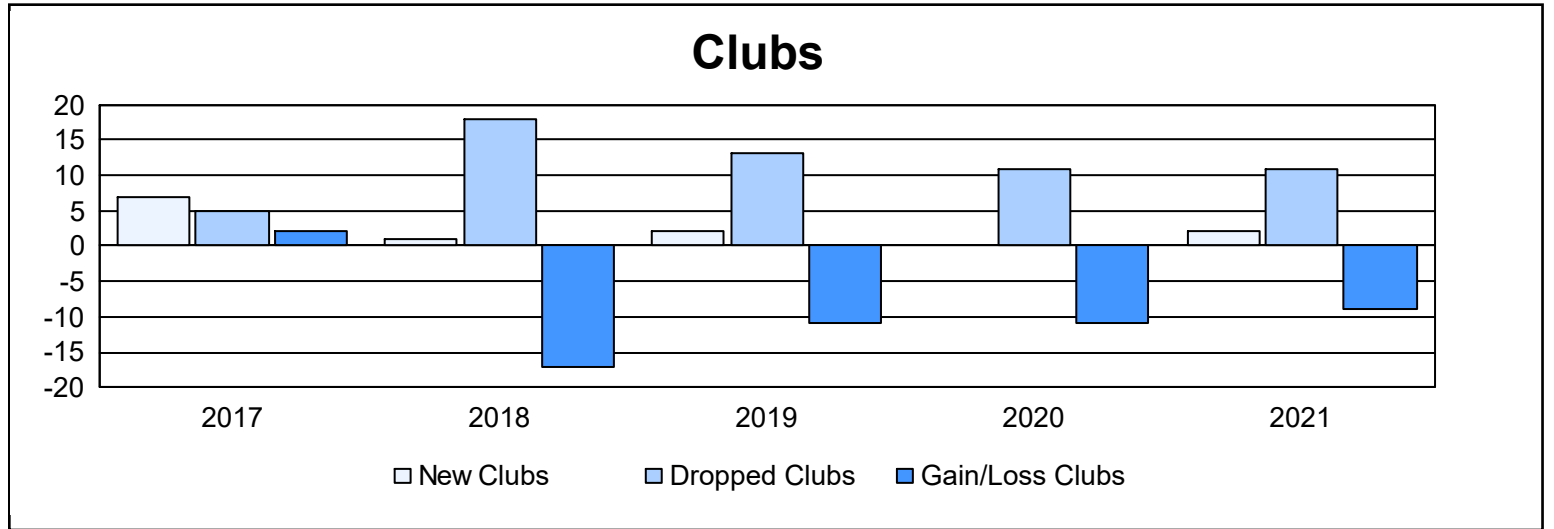
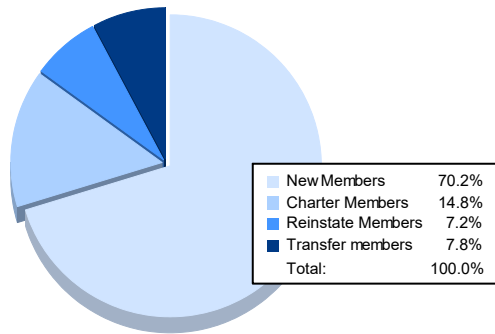


Year	New Clubs	Dropped Clubs	Gain/ Loss Clubs	New Members	Charter Members	Reinstate Members	Transfer Members	Total Member Added	Total Members Dropped	Gain/ Loss Members
2016-2017	7	5	2	638	215	26	67	946	895	51
2017-2018	1	18	-17	508	33	21	46	608	1,088	-480
2018-2019	2	13	-11	422	56	32	47	557	820	-263
2019-2020	0	11	-11	331	25	24	42	422	796	-374
2020-2021	2	11	-9	322	68	33	36	459	748	-289
<b>Average</b>	<b>2</b>	<b>12</b>	<b>-9</b>	<b>444</b>	<b>79</b>	<b>27</b>	<b>48</b>	<b>598</b>	<b>869</b>	<b>-271</b>



### Membership Composition June 2021 Cumulative



### Gender Composition June 2021 Cumulative

